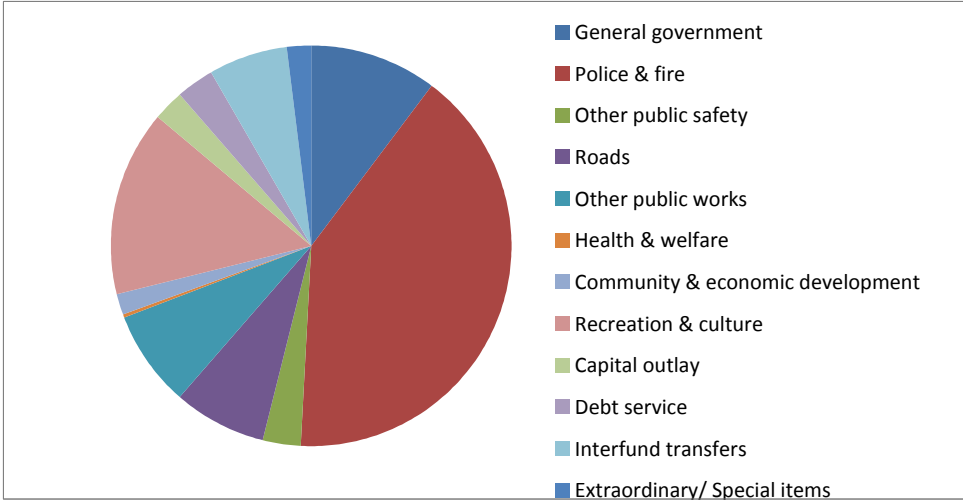
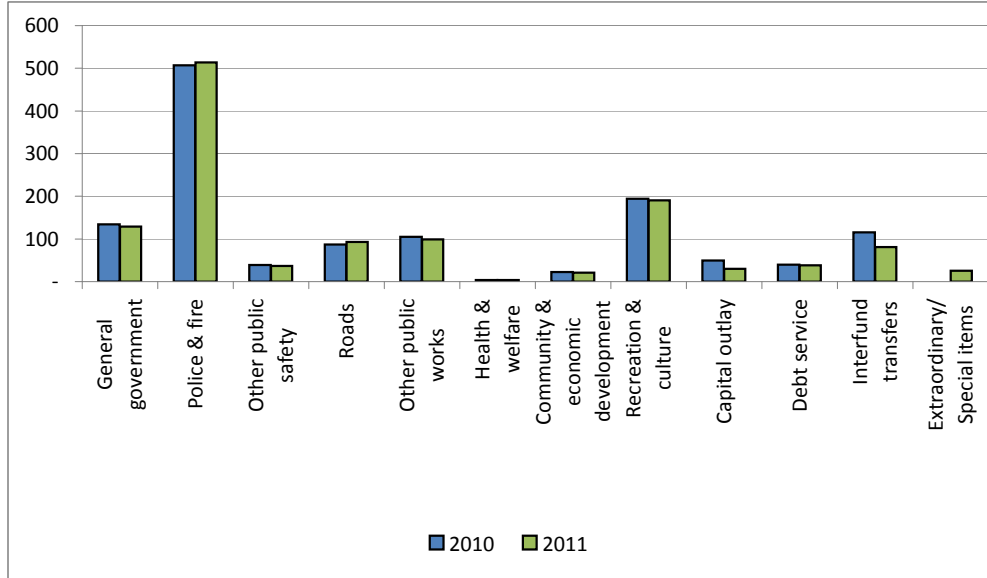


CITIZENS' GUIDE TO LOCAL UNIT FINANCES - City of Dearborn

1. Where we spend our money (all governmental funds)



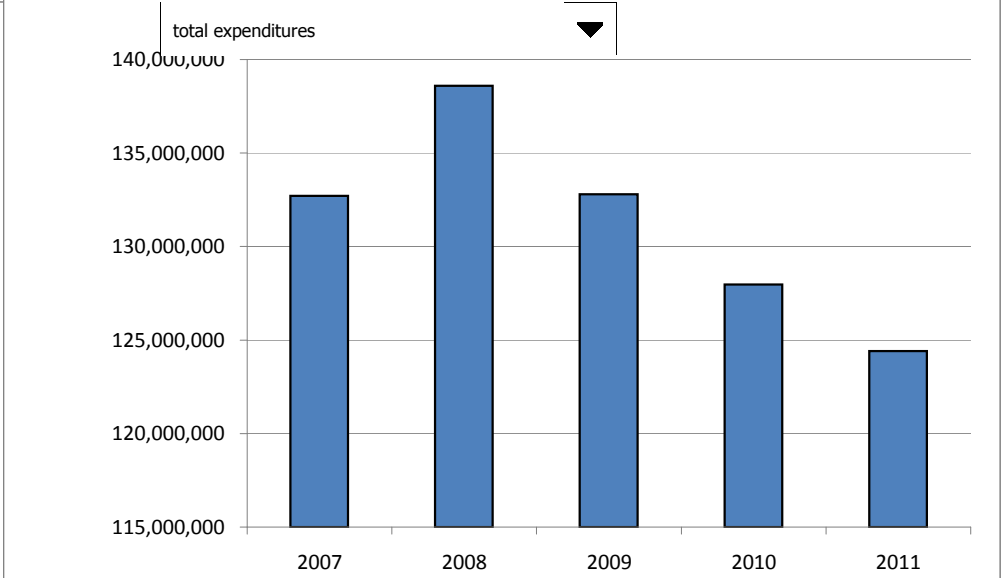
3. Spending per capita - compared to the prior year



2. Compared to the prior year

	2010	2011	% change
General government	\$ 13,266,973	\$ 12,742,209	-4%
Police & fire	49,994,436	50,661,846	1%
Other public safety	3,828,313	3,635,047	-5%
Roads	8,544,700	9,168,369	7%
Other public works	10,380,316	9,790,030	-6%
Health & welfare	394,537	345,274	-12%
Community & economic development	2,235,666	2,038,767	-9%
Recreation & culture	19,162,048	18,797,639	-2%
Capital outlay	4,855,404	2,938,196	-39%
Debt service	3,907,536	3,767,352	-4%
Interfund transfers	11,392,564	8,021,397	-30%
total expenditures	\$ 127,962,493	\$ 124,406,126	-3%

4. Historical trends of individual departments:



Commentary:

For more information on our City's finances, contact the Finance Department at (313) 943-2118.