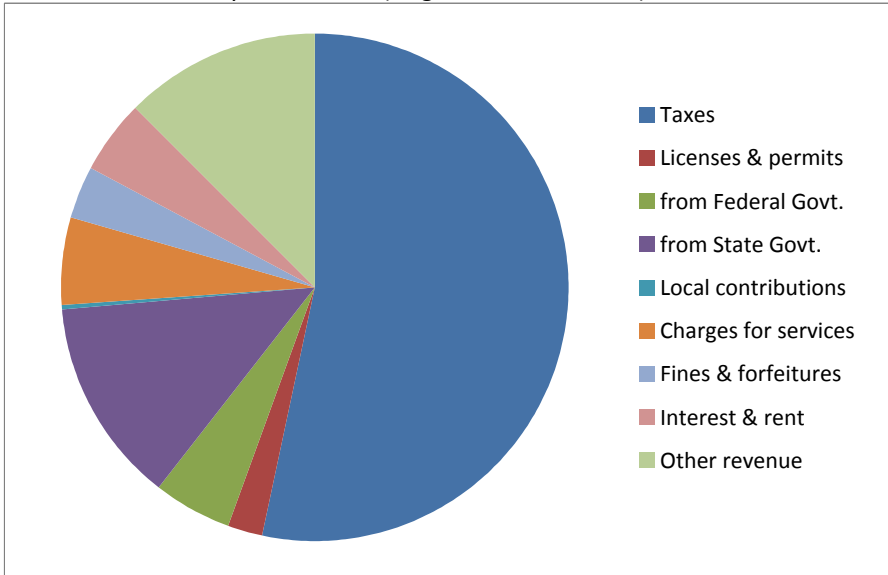


CITIZENS' GUIDE TO LOCAL UNIT FINANCES - City of Dearborn

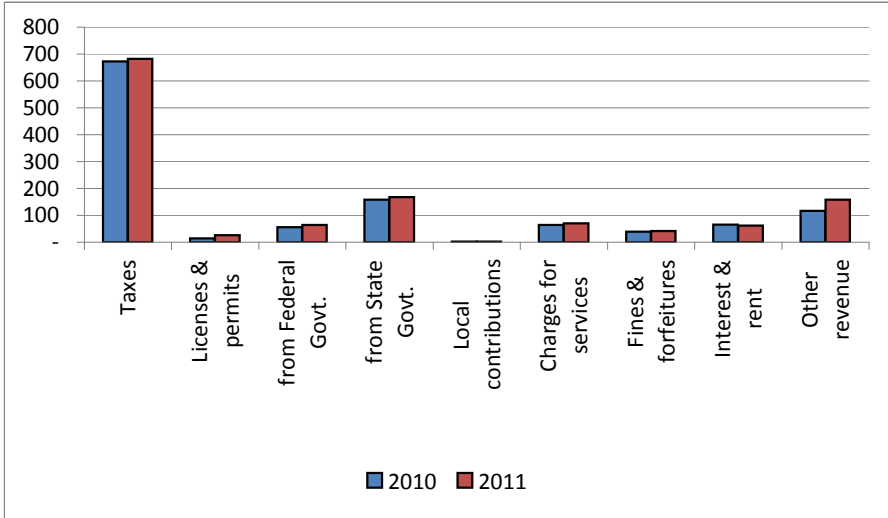
1. Where our money comes from (all governmental funds)



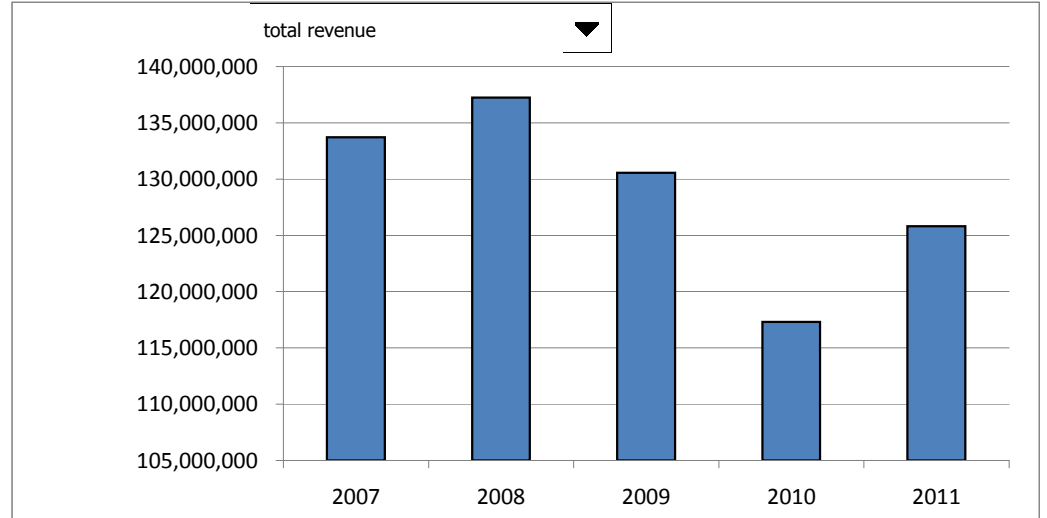
2. Compared to the prior year

	2010	2011	% change
Taxes	\$ 66,334,544	\$ 67,253,006	1%
Licenses & permits	1,456,321	2,606,186	79%
from Federal Govt.	5,554,459	6,344,198	14%
from State Govt.	15,560,179	16,571,628	7%
Local contributions	205,886	206,390	0%
Charges for services	6,293,588	6,922,053	10%
Fines & forfeitures	3,907,176	4,150,768	0
Interest & rent	6,467,024	6,142,921	(0)
Other revenue	11,531,152	15,612,557	35%
Total	\$ 117,310,329	\$ 125,809,707	7%

3. Revenue sources per capita - compared to the prior year



4. Historical trends of individual sources



Commentary:

For more information on our City's finances, contact the Finance Department at (313) 943-2118.